

LIVE Translation- 100 words in 30 minutes

We offer our customers the opportunity to get 100 words translated in 30 minutes by one of our expert translators.

What is a LIVE Translation job?

LIVE Translation is a job of maximum 100 words with a deadline of maximum 30 minutes.

You get the job offer directly in your browser via the LanguageWire platform. Accepting the job is easy, and all translations are done in our own online CAT tool.

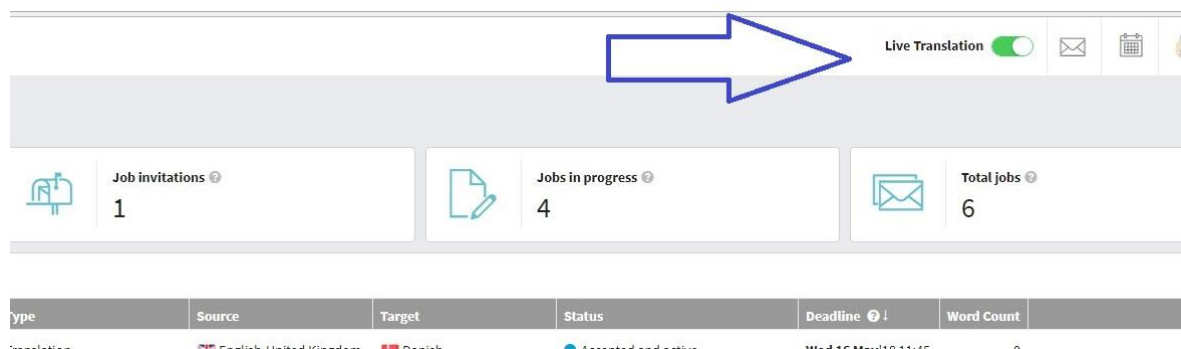
What should I do if I want to do LIVE Translation jobs?

Write to Supplier Relations at supplier@languagewire.com and let us know you want to sign up for LIVE Translation and for which language pairs. Then, the team will add an internal setting to your profile and confirm this to you within a week's time.

After this you can log in to LanguageWire and switch on the "LIVE Translation" button on your profile. Then, make sure that you give the LanguageWire platform permission to send notifications in your browser.

Turn on browser notifications and getting started

By using the built-in notification system supported by Mozilla Firefox and Google Chrome, we will be able to send invitations straight to you. For this to work, you need to log in to the LanguageWire platform and activate the "LIVE Translation" button to indicate that you are available for these jobs. It looks like this:



You also need to make sure that you allow the LanguageWire platform to show notifications in your browser. When activating your availability for LIVE Translation jobs, please accept the pop-

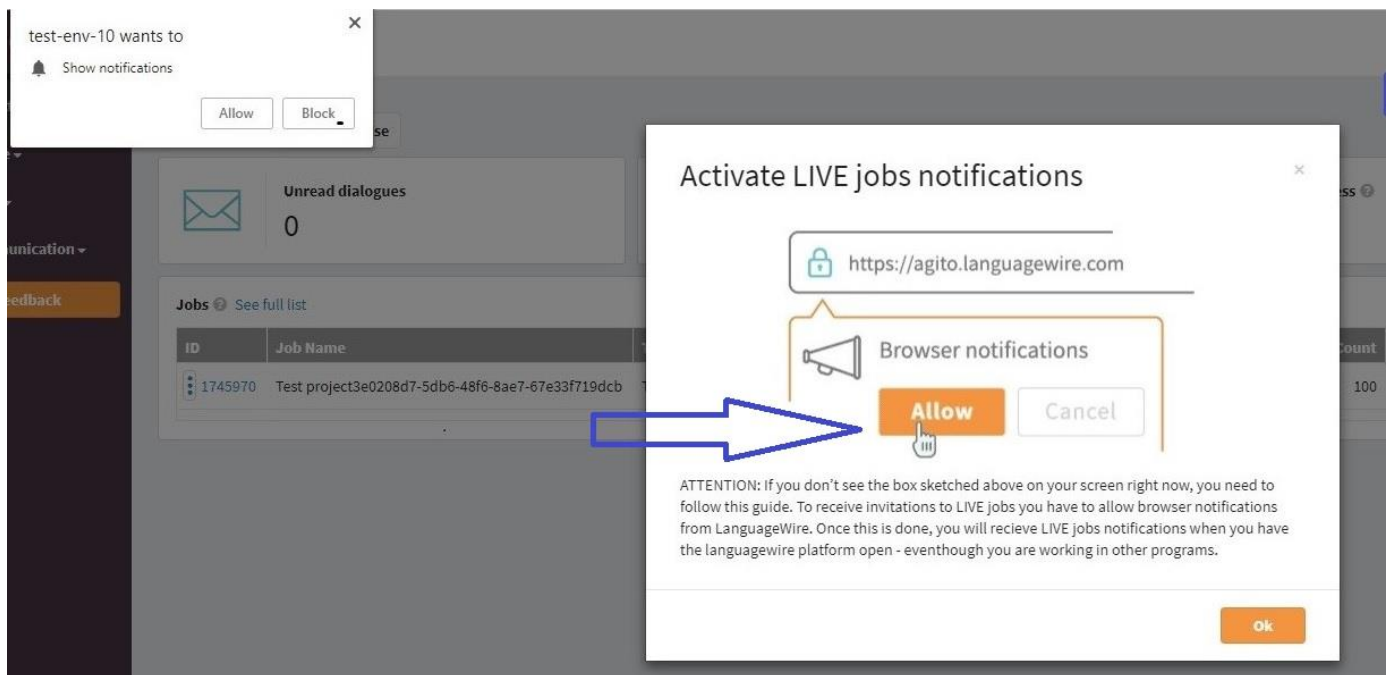
up message asking your permission for the website to send browser push notifications. It will also inform you if your browser is too old/does not support LIVE Translation jobs.

When a LIVE Translation job comes in, you will receive an invitation via a browser notification if you are online and have a browser window open.

Speed is of the essence so LIVE Translation invitations will expire after a set time. If you do not decline the job, you will receive the invitation again if none of the other available suppliers accept the job. In the browser notification, you can see how long the invitation is valid and how many suppliers have been invited. We invite more than one supplier at a time to ensure we get the LIVE Translation started as quickly as possible.

You translate all the LIVE Translation jobs in our new online translation tool “Smart Editor”.

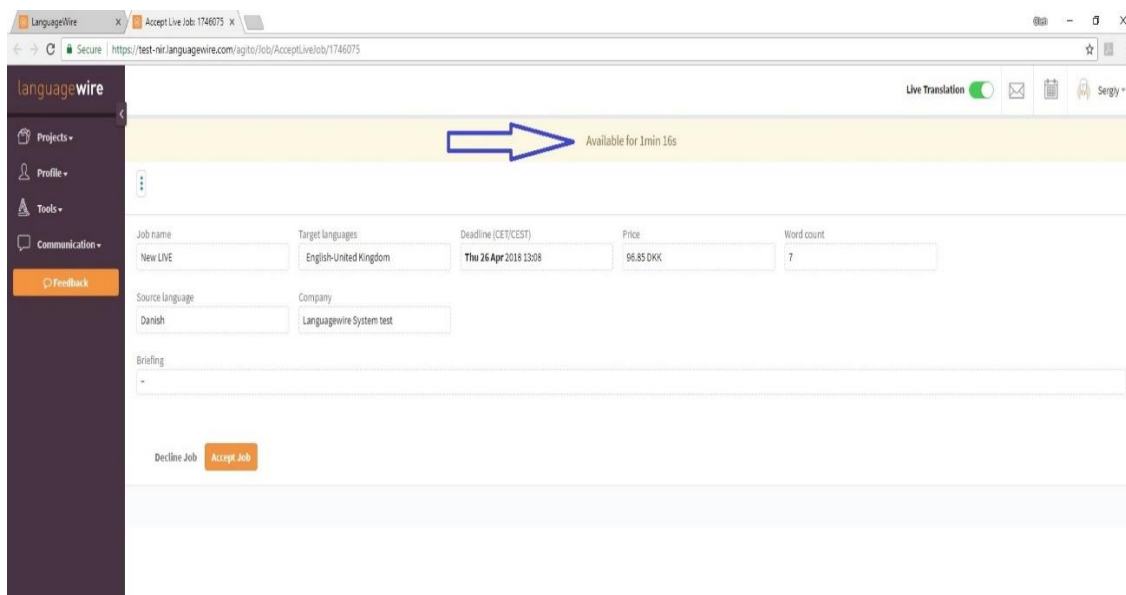
Activating browser notifications looks like this:



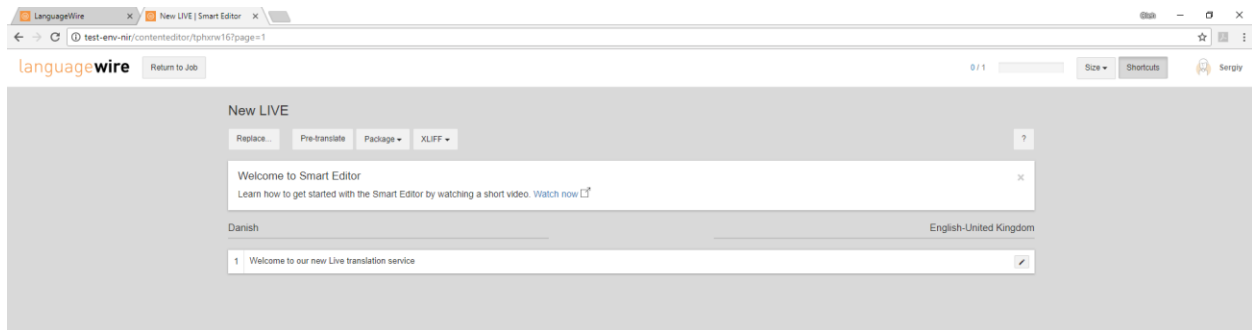
This is how a LIVE Translation job invitation looks:



The platform will keep you informed of how much time you have left to accept the job:



You can watch an informational video from inside the LIVE job:



When should I switch the button for LIVE Translation jobs on and off?

Switch it on when you are available for LIVE Translation jobs. When you do not have the time or the interest, you can choose to switch it off. You can of course switch it on later when your browser is open. Even if you do not have the LanguageWire platform tab open, we will still offer you LIVE Translation jobs, although translators with an open tab will be invited first.

Does the button reset automatically?

The button to receive LIVE Translation jobs does not reset automatically. You must switch it off if you don't want to get LIVE Translation job offers. Please note that you will still receive notifications, even when you log out from the LanguageWire platform, if you do not switch the "LIVE Translation" button off.

I want to do LIVE Translation jobs. What should I do?

You must log in to the LanguageWire platform and switch on the button to indicate that you are available for these jobs. You have to use a current version of either Chrome or Mozilla Firefox. Your browser settings must be set to "Allow notifications". Depending on which browser you use, our platform will guide you through how to activate these settings.

You must be logged into the LanguageWire platform to have "online" status. Translators with "online" status are invited for LIVE Translation jobs first. However, even if you log out, or close the tab with the LanguageWire platform (and become "offline"), we will still invite you for LIVE Translation jobs if you have your browser open. "Offline" suppliers are invited according to when they were last seen in the system.

Permissions, push notifications, browser versions. What is this all about?

LIVE Translation jobs will no longer use Skype, and will rely on web [push notifications](#).

This is a relatively new technology, so make sure you update your browser. We recommend Chrome or Firefox.

Permissions to show push notifications are granted to a specific website, in a specific browser. Allowing LanguageWire platform notifications in Chrome does not automatically enable them in Firefox.

Once you have granted the permission to receive push notifications, you do not need to be logged in to the platform. You can also close the tab with the platform, just leave the browser running on desktop/Windows. On mobile/Android, you can even close the browser as well.

[Read more about web push in Firefox.](#)

I don't want you to automatically offer me LIVE Translation jobs. What should I do?

If you don't want to be part of our LIVE Translation setup at all, then you don't sign up for it.

If you don't want to receive LIVE Translation jobs that day/for a certain period, then make sure to switch off the "LIVE Translation" button in the platform.

It looks like this:



What if I can't handle the LIVE Translation job?

You can decline it and we will not ask you about the specific job again. If you don't decline, you may be offered the same LIVE Translation job again (in case the other translators did not react/declined).

You can also switch off the LIVE Translation button. Remember to switch it on again when you are ready for LIVE Translation jobs.

Thank you for taking the time to read and understand the workflow. If you have any questions, let us know.

The Supplier Relations Team.

supplier@languagewire.com